

# NON-RETURN VALVE

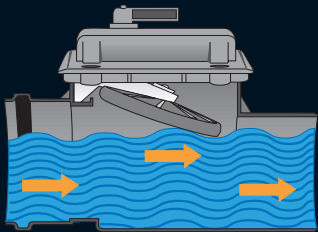
## Check Valve:

### Simple, easy and effective

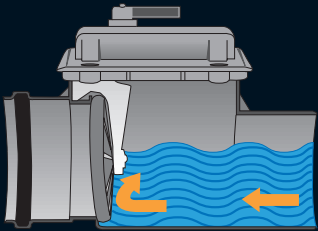
The newly restyled REDI valve is a simple and effective way to eliminate flood risk by backflow through drainage channels. New Zealand Building Code Regulations G.13 require provision be made to protect a building where surcharge may occur.

#### Particularly suitable for:

- Low – lying coastal, lake or valley areas, especially where rain water is channelled downstream to the main sewer, making it liable to flash-floods after heavy rainfalls.
- Under-dimensioned sewage networks with recent or scheduled new dwellings being connected on a previous main sewer operating at a high flowrate.
- Private discharge systems channelled to public sewers equipped with pumping stations.
- Commercial and industrial installations where non-pressure flow control is required (i.e. fish farming) or where uPVC's corrosion resistance performance is required (salt water).
- Rodent ingress reduction.



NORMAL WORKING SITUATION



EFFECTIVE ANTI-FLOODING

### Slide-in Flap Support

Made from technopolymer. Ideal for impact absorption and bending resistance. All parts are removable for periodic servicing.

### Internal Shape

Built-in waterfall. No reduced crossed flow section.

### Closing Handle

Locking device allows valve to be locked in open or closed positions.

### Top Inspection Cover

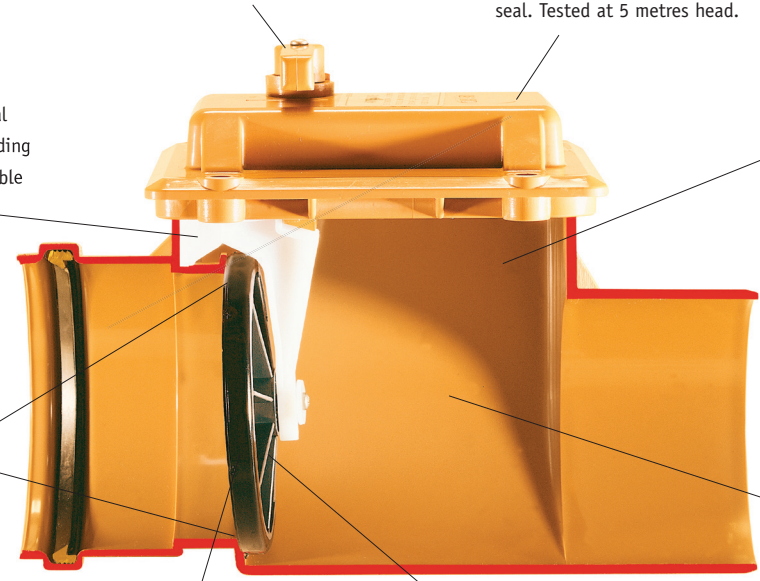
Fixed with stainless steel nuts. Leak-tightness created by a flat seal. Tested at 5 metres head.

### Main Body

Rigid uPVC injection moulded with structural ribs. Socket fitted with elastomeric lip-ring. Spigot outlet.

### Inspection Chamber

Internal profile specially designed to provide uninterrupted flow (no reduced crossed flow section). Full access for pipe cleaning or rodding.



### Flap Gasket

Twin-lip profile to ensure optimal water tightness.

### Plastic Flap

Rigid uPVC injection moulded. Completely removable for servicing.

#### 100, 150 & 175 Diameter Non-return Valve

DN	S	L1	L2	L3	L4	CODE
100	4.0	61	61	307	230	1588.100
150	4.0	74	74	337	255	1588.150
175	4.5	100	86	451	300	1588.175

#### 225 & 300 Diameter Non-return Valve

DN	S	L1	L2	L3	L4	CODE
225	6.2	130	102	520	374	1588.225
300	7.7	160	125	615	440	1588.300

