

Marley uPVC Pressure Pipes and Fittings – Series 1

Small diameter Marley uPVC pressure pipes and fittings are commonly used in plumbing applications, and large diameter (DN 100 and larger) uPVC pressure pipe are used in infrastructure, irrigation, and industrial situations.

This pressure system can be used both below ground (commonly Rubber Ring Joint) and above ground (commonly Solvent Cement Joint) when not exposed to direct sunlight without suitable protection.

General Product Information

Pressure pipes Series 1 - 800 Series:

- › Colour: White
- › Wide range of pressure ratings PN6/PN9/PN12/PN15
- › Sizing ranges from 15DN up to 375DN
- › Rubber Ring Joints (RRJ) from 50 – 375 mm diameter
- › Solvent joint (SJ) from 15 – 200 mm diameter

Pressure Fittings:

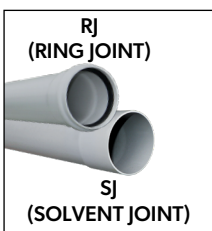
- › Full range of uPVC fittings and accessories that range in sizes from: 15mm to 300mm

The Series 1 pipe systems are designed for metric sizes and standard PVC pipe sizing. Products do not contain plasticizers and are lead, cadmium and mercury free.

Components of the system


Pressure Pipes

PN6

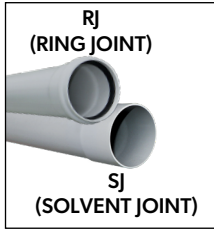


PRODUCT CODE	NOMINAL DN
800.40PN6	40
800.50PN6	50
800.65PN6	65
800.80PN6	80
800.100PN6.RJ	100
800.125PN6	125
800.150PN6	150
800.175PN6	175
800.200PN6.RJ	200
800.225PN6.RJ	225
800.250PN6.RJ	250
800.300PN6.RJ	300
800.375PN6.RJ	375

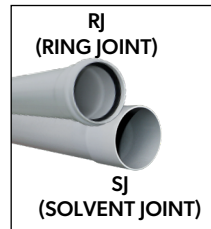
PN9



PRODUCT CODE	NOMINAL DN
800.40PN9	40
800.50PN9	50
800.65PN9	65
800.80PN9	80
800.100PN9	100
800.125PN9	125
800.150PN9	150
800.175PN9.RJ	175
800.200PN9	200
800.225PN9.RJ	225
800.250PN9.RJ	250
800.300PN9.RJ	300
800.375PN9.RJ	375

PN12


PRODUCT CODE	NOMINAL DN
800.32PN12	32
800.40PN12	40
800.50PN12	50
800.65PN12	65
800.80PN12	80
800.100PN12	100
800.125PN12	125
800.150PN12	150
800.175PN12.RJ	175
800.200PN12	200
800.225PN12.RJ	225
800.250PN12.RJ	250
800.300PN12.RJ	300
800.375PN12.RJ	375

PN15

PRODUCT CODE	NOMINAL DN
800.15PN15	15
800.20PN15	20
800.25PN15	25
800.32PN15	32
800.40PN15	40
800.50PN15	50
800.65PN15	65
800.80PN15	80
800.100PN15	100
800.125PN15.RJ	125
800.150PN15.RJ	150

Pressure Fittings**Plain 90° Elbow**


PRODUCT CODE	SIZE (MM)
801.15.90	15
801.20.90	20
801.25.90	25
801.32.90	32
801.40.90	40
801.50.90	50
801.65.90	65
801.80.90	80
801.100.90	100
801.125.90	125
801.150.90	150
801.300.90	300

Formed 90° Bend

PRODUCT CODE	SIZE (MM)
803.15D.90	15
803.20D.90	20
803.25D.90	25
803.32D.90	32
803.40D.90	40
803.50D.90	50
803.65D.90	65
803.80D.90	80
803.100D.90	100
803.125D.90	125
803.175D.90	175
803.200D.90	200
803.225C.90	225

Plain 45° Elbow

PRODUCT CODE	SIZE (MM)
801.15.45	15
801.20.45	20
801.25.45	25
801.32.45	32
801.40.45	40
801.50.45	50
801.65.45 (grey)	65
801.80.45	80
801.100.45	100
801.125.45 (grey)	125
801.150.45	150
801.200.45	200
801.300.45	300

Formed 45° Bend

PRODUCT CODE	SIZE (MM)
803.15D.45	15
803.20D.45	20
803.25D.45	25
803.32D.45	32
803.40D.45	40
803.50D.45	50
803.65D.45	65
803.80D.45	80
803.100D.45	100
803.125D.45	125
803.150D.45	150
803.175D.45	175
803.200D.45	200

Plain 90° Tee



PRODUCT CODE	SIZE (MM)
804.15	15
804.20	20
804.25	25
804.32	32
804.40	40
804.50	50
804.65	65
804.80	80
804.100	100
804.150	150
804.200	200

Plain 90° Reducing Tee



PRODUCT CODE	SIZE (MM)
805.20.15	20x15
805.25.15	25x15
805.25.20	25x20
805.32.20	32x20
805.32.25	32x25
805.40.25	40x25
805.40.32	40x32
805.50.20	50x20
805.50.25	50x25
805.50.40	50x40
805.80.25	80x25
805.80.40	80x40
805.80.50	80x50
805.100.50	100x50
805.100.80	100x80

Faucet Socket



PRODUCT CODE	SIZE (MM)
806.15	15
806.20	20
806.25	25
806.32	32
806.40	40
806.50	50
806.80	80
806.100	100

Reduced Faucet Adaptor



PRODUCT CODE	SIZE (MM)
819.25.20	25x20
819.32.25	32x25
819.40.25	40x25
819.50.25	50x25

Faucet Tee 90°



PRODUCT CODE	SIZE (MM)
807.15.90	15
807.20.90	20
807.25.90	25

Faucet Reducing Tee 90°



PRODUCT CODE	SIZE (MM)
807.20.15.90	20x15
807.25.15.90	25x15
807.25.20.90	25x20
807.40.25.90	40X25
807.50.20.90	50X20
807.50.25.90	50x25

Faucet Elbow 90°



PRODUCT CODE	SIZE (MM)
808.15.90	15
808.20.90	20
808.25.90	25
808.32.90	32

Faucet Reducing Elbow 90°



PRODUCT CODE	SIZE (MM)
808.25.15.90	25X15

Expansion Coupler



PRODUCT CODE	SIZE (MM)
809.15	15
809.20	20
809.25	25
809.32	32
809.40	40
809.50	50
809.80	80

Plain Socket Coupler



PRODUCT CODE	SIZE (MM)
810.15	15
810.20	20
810.25	25
810.32	32
810.40	40
810.50	50
810.65	65
810.80	80
810.100	100
810.125	125
810.150	150



PRODUCT CODE	SIZE (MM)
811.20	20
811.25	25
811.32	32
811.40	40
811.50	50



PRODUCT CODE	SIZE (MM)
813.15	15
813.20	20
813.25	25
813.32	32
813.40	40
813.50	50
813.65	65
813.80	80
813.100	100



PRODUCT CODE	SIZE (MM)
817.15	15
817.20	20
817.25	25
817.32	32
817.40	40
817.50	50
817.80	80
817.100	100



PRODUCT CODE	SIZE (MM)
817.20.15	
817.25.20	
817.32.25	
817.40.32	
817.50.32	



PRODUCT CODE	SIZE (MM)
823.20.15	20X15
823.25.15	25x15
823.25.20	25x20
823.32.25	32X25
823.40.20	40X20
823.40.32	40X32
823.50.40	50X40
823.65.50	65X50
823.80.50	80X50
823.80.65	80X65
823.100.50	100X50
823.100.80	100X80
823.125.100	125X100
823.150.100	150x100



PRODUCT CODE	SIZE (MM)
824.20.15 (grey)	20x15
824.25.15	25x15
824.25.20	25x20
824.32.25	32x25
824.40.32	40x32
824.50.25	50x25
824.50.40	50x40
824.80.50 (grey)	80x50
824.80.65 (grey)	80x65
824.100.50	100x50
824.100.80	100x80
824.150.100	150x100
824.150.125 (grey)	150x125
824.200.150 (grey)	200x150



PRODUCT CODE	SIZE (MM)
824.40.25	40x25



PRODUCT CODE	SIZE (MM)
825.25	25
825.32	32
825.65	65
825.125	125



PRODUCT CODE	SIZE (MM)
837.15	15
837.20	20
837.25	25
837.32	32
837.40	40
837.50	50
837.80	80
837.100	100



PRODUCT CODE	SIZE (MM)
825.826.50	
825.826.80	
825.826.100	
825.826.150	



PRODUCT CODE	SIZE (MM)
840.15	15
840.20	20
840.25	25
840.32	32
840.40	40
840.50	50



PRODUCT CODE	SIZE (MM)
826.65 (white)	65
826.125 (grey)	125
826.200 (grey)	200
826.300 (grey)	300



PRODUCT CODE	SIZE (MM)
842.65	65
842.80	80
842.100	100
842.150	150



PRODUCT CODE	SIZE (MM)
827.50	50
827.65	65
827.80	80
827.100	100
827.125	125
827.150	150
827.200	200
827.300	300



PRODUCT CODE	SIZE (MM)
845.50	50
845.65	65
845.100	100
845.150	150



PRODUCT CODE	SIZE (MM)
830.15	15
830.20	20
830.25	25
830.32	32
830.40	40
830.50	50
830.65	65
830.80	80
830.100	100
830.125	125
830.150	150

Most of the products mentioned above are manufactured by Marley NZ, however some of them may be sourced from reputable companies.

Manufacturer

Marley New Zealand Limited

- › 32 Mahia Rd, Manurewa, Auckland – New Zealand
- › 0800 627539
- › www.marley.co.nz
- › info@marley.co.nz
- › NZBN: 9429038863431

Others

Vinidex

- › 288 Woodpark Road, Smithfield, NSW 2164, Australia
- › vinidex.com.au
- › info@vinidex.com.au

Formatura Iniezione

- › Località, 16015 Pian di Parata GE - Italy
- › fipnet.com
- › info.fip@alixaxis.com

Altus Enterprise

- › 246 Puhinui Road, Papatoetoe, Auckland - New Zealand
- › altuserprises.co.nz
- › sales@altuserprises.co.nz

Strata Precision Plastics

- › 36 Tawn Place, Pukete, Hamilton - New Zealand
- › strataplastics.co.nz
- › info@strataplastics.co.nz

Relevant Building Code Clauses

Marley uPVC Series 1 (800 Series) pipes and fittings when used, installed, and maintained in accordance with the requirements outlined in this document, will meet or contribute to meeting:

- › NZBC Clause B2: Durability. Depending on the scenario, no less than 15 or 50 years
- › NZBC Clause F2: Hazardous Building Materials. Meets the requirement and will not present a health hazard to people
- › NZBC Clause G12: Water Supplies - Meets the requirements of sections G12.3.1 and G12.3.7

Quality Assurance

Product batch release testing is conducted by Quality Control systems according to manufacturing standards at the site of manufacture. All product compliance validation is conducted at the Marley IANZ Registered Laboratory (IANZ 92).

Pressure pipes and fittings are manufactured in accordance with AS/NZS 1477: 2017 – PVC pipes and fittings for pressure applications, however certain exceptions apply to individual fittings in particular if they have been sourced internationally.

Pipes and fittings produced in NZ that comply with AS/NZS Standard, hold a Bureau Veritas license number to demonstrate compliance.

Limitations on the use

800 Series uPVC pipes and fittings should not be used:

- › At any service temperature above 60°C
- › Where provision for pressure de-rating has not been made for temperatures above 20°C
- › Where operating pressure plus surge/cyclic pressure exceeds the maximum allowable operating pressure of the pipe

For additional information refer to:

- › [Pressure Technical Manual](#)
- › AS/NZS 3500.1 – Plumbing and Drainage, Part 1: Water Services – Section 2.5.3
- › AS/NZS 2032 – Section 2

Design

Dynamic Stresses: Peak pressures should not be allowed to exceed maximum recommended working pressures, including water hammer. For additional information refer to:

- › [Marley Pressure Technical Manual – Section 5](#)
- › AS/NZS 2566.1 – Buried Flexible Pipelines – Part 1: Structural Design

Product Storage

If it is planned to store pipes in direct sunlight for a period in excess of one year, then the pipes should be covered with a material such as hessian.

Coverings such as black plastics must not be used as these can greatly increase the temperatures within the stack.

For additional information refer to:

- › [Marley Pressure Technical Manual – Section 8.5](#)
- › AS/NZS 2032 – Installation of PVC pipe systems – Section 3

Installation

The 800 series should be installed by licensed and registered plumbers or drainlayers. Installation should be completed in accordance with the guidelines given in [Marley Pressure Manual – Section 6](#).

The jointing procedures used for pipes and fitting are:

- › Solvent Cement Joint
- › Rubber Ring

For more information refer to [Jointing Procedures](#).

Marley recommends that pipes that are to be installed in situations where they are directly exposed to UV should be protected by painting with a light coloured acrylic paint or covered.

The following standards should be considered while installing the products:

- › AS/NZS 3500.1 – Plumbing and Drainage, Part 1: Water Services – Section 5
- › AS/NZS 2032 – Installation of PVC pipe systems.

Maintenance

The 800 Series pipe and fittings do not require maintenance in normal service.

Where accessible, fixings should be inspected periodically to check the system continues to be secure.

Warning and/or Bans

800 Series pipe and fittings are not subject to any warning or ban.